


Quick User Guide „one2one - HELP!desk“:

1. **Camera App** (resp. op **Android** eng **QR Reader App**) starten,
2. den jeeweilegen **QR-Code** uviséieren a waarden bis de Link erschéngt (evt. eruzoomen)
3. de **Link uclicken** a waarden bis déi richteg App start (




LCD HELP!desk: Infos, Apps & more


one2one@lcd.lu HELP!desk



LCD.lu Infos



LCD Liga iPad TEAMS



Schüler Tutorials



Nützlich Links, Tutorials, Infos

myLCD



Télé-apprentissage @LCD



Tutorials (FAQ*)



Secrétariats du LCD



WebUNTIS




Service informatique du LCD



Offiziel Links zum *télé-apprentissage*

Schoul doheem 2020



CGIE



* = Frequently asked questions (éitz. oft gestellte Froen)

= „Special“ QR-Code = Mail = Link = Portable Document Format = OneDrive = Geolocation = Safari = Apple Mail = Apple Maps